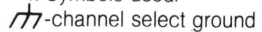




(REVISION A)

Figure 3-13. Schematic Diagram, Logic P.C. Board with 5799 IC, Model 2679A-X

- NOTES:**
1. All resistors are 10%, 1/4 watt, with values given in ohms, unless specified otherwise.
  2. All capacitor values are given in uF, unless specified otherwise.
  3. D302, U301, U302, and U303 are Hy-Gain custom components, type numbered with Hy-Gain part numbers.
  4. Symbols used:  
 -channel select ground  
 -audio ground  
 -numbered wires on schematic pages have no reference to electronic components, but are for ease in tracing wiring only