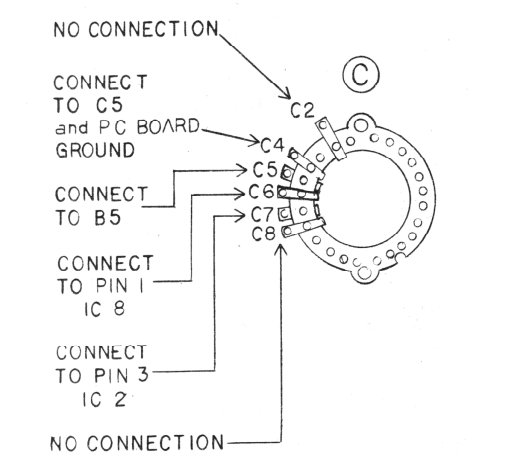
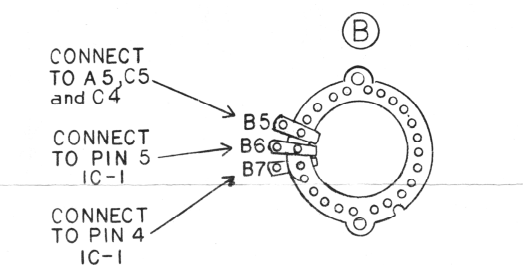
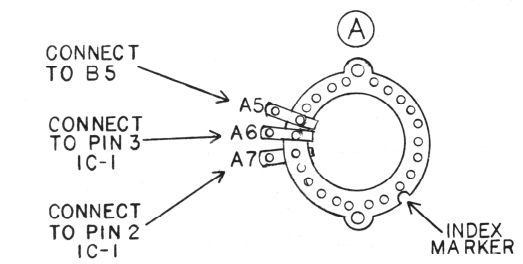
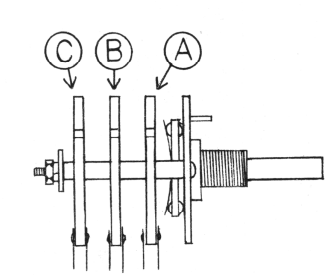


S-5 CHANNEL SWITCH



■ OUT-OF-LOCK VOLTAGE
NOTE 1. R516 MAY OR MAY NOT BE IN CIRCUIT. IF IN CIRCUIT RESISTANCE VARIES.

SYNTHESIZER, MODEL SBE-26CB
ALL VOLTAGE MEASUREMENTS TAKEN WITH 10 MEGOHM INPUT IMPEDENCE VOLTMETER.
ALL FREQUENCIES SHOWN WERE MEASURED IN THE RECEIVE MODE.
WAVEFORMS TAKEN WITH 10 MEGOHM INPUT IMPEDENCE, LOW CAPACITANCE PROBE.
VERTICAL SENSITIVITY IN VOLTS OR MILLIVOLTS PER DIVISION AND SWEEP SPEEDS IN MILLISECONDS, MICROSECONDS OR NANoseconds PER CENTIMETER, ARE SHOWN ON EACH WAVEFORM PHOTOGRAPH.