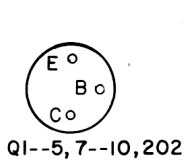
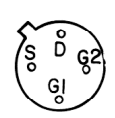


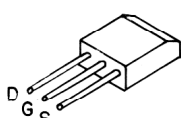
NOTES:
 1. ALL CAPACITORS ARE IN MICROFARADS AND ALL RESISTORS ARE IN OHMS UNLESS OTHERWISE SPECIFIED.



Q1-5, 7-10, 202



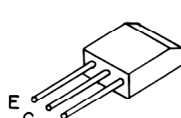
Q6, 403, 701



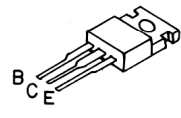
Q201



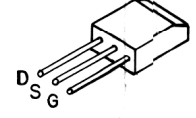
Q301, 303, 304,
 Q402, 404, 509
 Q501-507
 Q601-604, 702



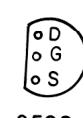
Q302



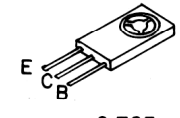
Q305, 704, 705



Q401, 405, 406



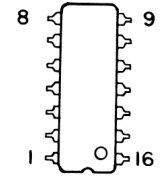
Q508



Q703



IC1



IC2

VIKING 352D SCHEMATIC DIAGRAM
 (FOR UNITS WITH "A" OR LATER MODEL LETTER DESIGNATOR ON SERIAL NUMBER STICKER)