



Consumer Response Group

6500 W. Cortland Street * Chicago, IL 60707 * Phone: 773-889-8870 * FAX: 773-622-2269

November 11, 2005

Page 1 of 3

TECHNICAL SERVICE BULLETIN 10044


MODEL(S): 150GTL, 200GTL

DESCRIPTION: Reduced adjacent channel rejection when the Noise Blanker is on.


ACTION: Place a 220pF capacitor between base-emitter of Q3. The location and pinout of Q3 is shown on the following pages.

ADJUSTMENTS: None.

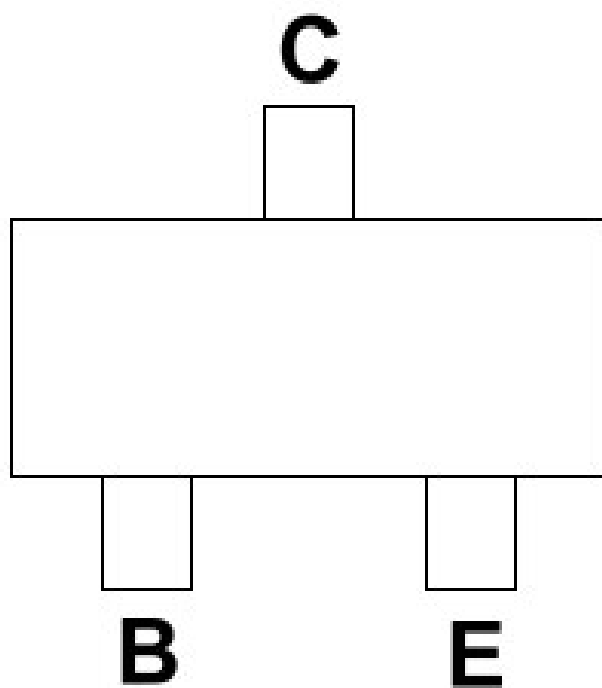
NOTES: None.



150 GTL



200 GTL



Q3