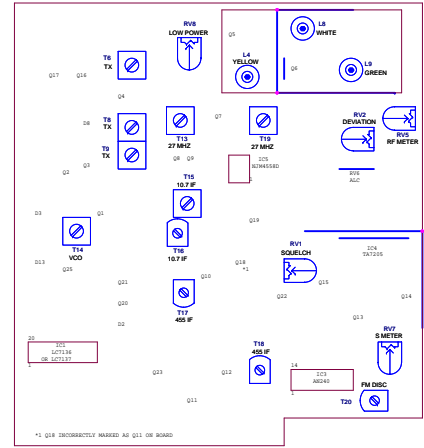
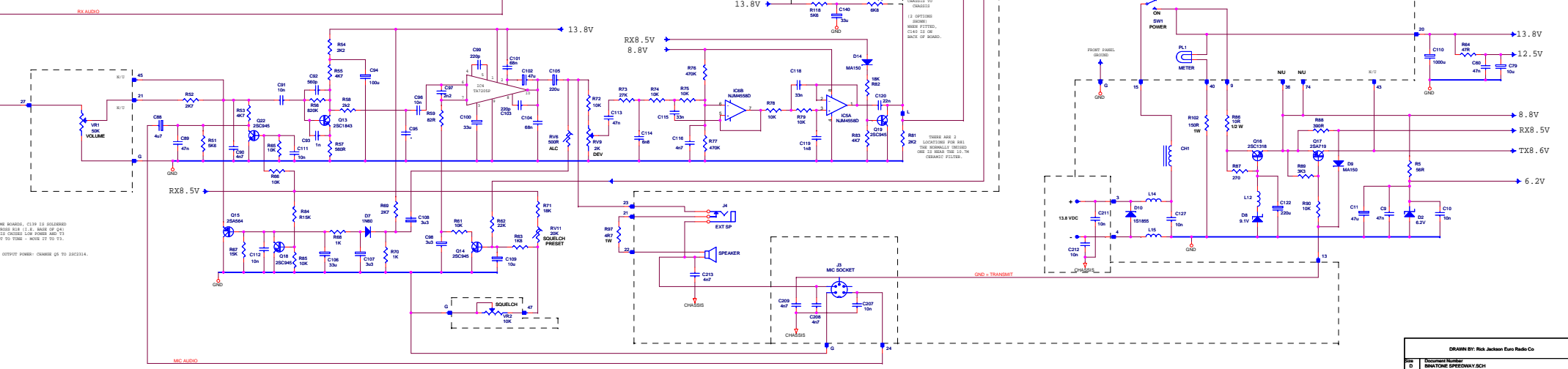
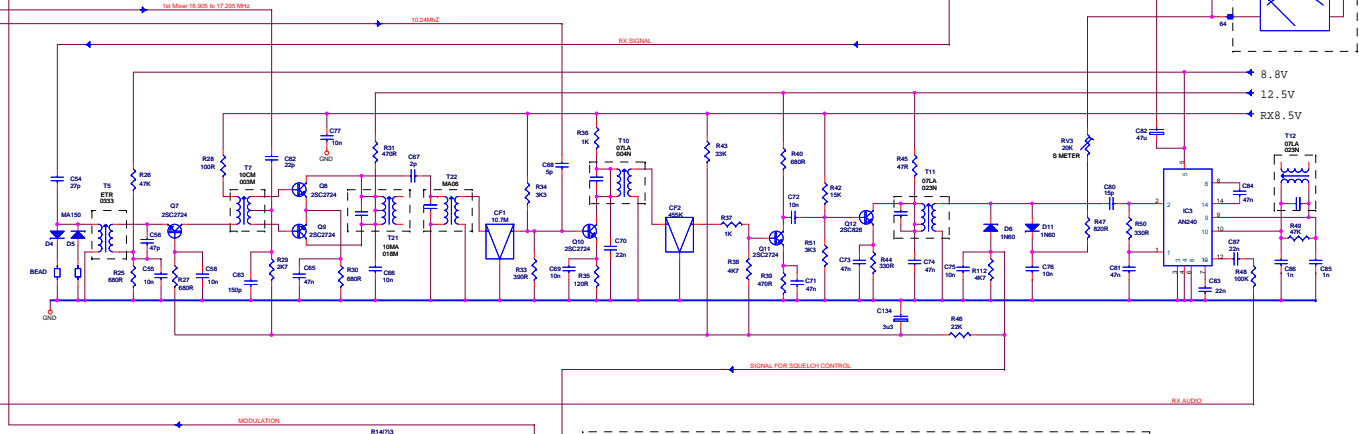


PCB = PTBM134AOX BINATONE SPEEDWAY



Q#	PK	BASE	COL	FUNCTION
Q1	4.4	4.8	8.8	VCO
Q2	1.1	1.1	4.2	TX PWR DRIVER
Q3	1.6	2.0	8.4	TX SP DRIVER
Q4	1.2	2.0	8.4	TX SP DRIVER
Q5	1.2	2.0	8.4	TX SP DRIVER
Q6	1.2	2.0	8.4	TX SP DRIVER
Q7	1.1	1.1	4.2	TX SP DRIVER
Q8	1.2	2.0	8.4	TX SP DRIVER
Q9	1.2	2.0	8.4	TX SP DRIVER
Q10	1.2	2.0	8.4	TX SP DRIVER
Q11	1.1	1.8	12.4	8.8VZ 10W
Q12	0.5	1.1	12.5	45VZ 10W
Q13	0.4	1.2	12.5	45VZ 10W
Q14	0	0	3.2	45VZ 10W
Q15	0	0	0	45VZ 10W
Q16	12.5	9.1	8.4	8.4VZ 10W
Q17	4.8	8.0	8.4	8.4VZ 10W
Q18	0	0	0	8.4VZ 10W
Q19	0	0	0	8.4VZ 10W
Q20	0	0	0	8.4VZ 10W
Q21	0	0	0	8.4VZ 10W
Q22	0	0	0	8.4VZ 10W
Q23	0	0	0	8.4VZ 10W
Q24	0	0	0	8.4VZ 10W



NOTES:
 1. ON SOME BOARDS, C119 IS BOMBERED
 2. MORE OUTPUT POWER - CHANGE Q1 TO 2SC2114